

**Q: How accurate are the results?**

**A:** HomeDNA guarantees accurate results and conclusions for the samples we receive.

**Q: Are these results court-admissible?**

**A:** No. For court-admissible testing, a collector must verify your ID and witness the sample collection. If testing for legal purposes, please call 1-800-681-6593. Additional fees apply.

**Q: Does the biological mother have to be tested?**

**A:** No. Her participation is recommended to possibly strengthen results, but is generally not required.

**Q: How old must the child be?**

**A:** Any age. When used as directed, cheek swabs are even safe for infants.

**Q: Can I add another alleged father or child?**

**A:** Yes. For an additional fee, you can test more than 1 alleged father and 1 child.

**Q: What if two alleged fathers are related?**

**A:** It's best to test both alleged fathers and the biological mother. If both alleged fathers cannot be tested, you MUST let us know there is another related alleged father not being tested.

**Q: How long will samples take to arrive at your lab using the tackable prepaid return mailer?**

**A:** First-class prepaid mail takes up to 5 business days.

**Q: What's the fastest way to get results?**

**A:** Send your samples by FedEx or UPS to:

**DNA Technology Park**

**ATTN: HomeDNA**

**1 DDC Way**

**Fairfield, OH 45014**

Shipments received after 4 PM ET are processed the next day. Weekend deliveries are not accepted.

**RESULTS REFERENCE:**

View Results at **[DNAtesting.com/results](https://DNAtesting.com/results)**

Fill in the information below and keep for your records: Email address and password created during account setup. The barcode is on the DNA sample envelope.

EMAIL:

PASSWORD:

SECURITY QUESTION:

ANSWER:

BARCODE:

**HOMEDNA**  
PATERNITY

**DNA TEST KIT INSTRUCTIONS**

Complete Guide for Home DNA

Sample Collection

**Please Read Instructions Carefully Before Getting Started**

**Instrucciones en Español disponibles en [DNAtesting.com/espanol](https://DNAtesting.com/espanol)**

**Included in your kit:**

- 6 Packets of DNA Swabs
- 3 DNA Sample Envelopes
- 1 Info & Payment Form
- 1 Trackable Return Mailer

# 1 START: Register your kit

**Step 1:** Go to **DNAtesting.com/cart** to complete the Patient Information & Payment Form and register your kit. **FREE** status updates are available via email and / or text with online processing.

**Step 2:** Enter the barcode on the DNA sample envelopes.

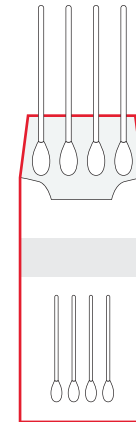
**Step 3:** Follow the prompts to set up testing and create your online results account.

**Step 4:** Pay the required fees.



If using the paper form, provide an email address and password to access results.

# 2 NEXT: Collect DNA samples



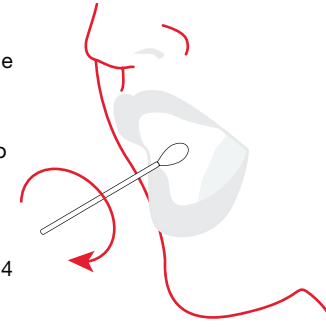
**Step 1:** Complete **ALL** information requested on the DNA sample envelopes for each tested person.

**Step 2:** Using 1 swab at a time, rub the tip back and forth, up and down on the inside of your cheek for 30 seconds. To prevent excess saliva, avoid the gum area. To dry, hold and wave swab for 60 seconds, then place it directly into the properly-labeled DNA sample envelope.

**Step 3:** Repeat step 2 with the remaining swabs; be sure to use 4 swabs (2 packs per person).

**Step 4:** Repeat step 2–3 for each tested person.

**Step 5:** Place DNA sample envelopes in the trackable prepaid return mailer, seal securely and mail. If you choose to use the paper form, include with payment.



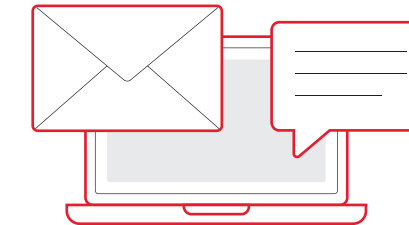
If using the trackable prepaid return mailer, allow up to 5 business days for samples to arrive at our lab.

# 3 FINISH: View your results

Once results are available, you will be notified via email and / or text message. Go to **DNAtesting.com/results** to access your results. If you selected mailed results, they will arrive as indicated.

## NEED ASSISTANCE?

Visit: **DNAtesting.com/help**  
or call 1-800-681-6593



RET-8001-HP 180808-SS